


SolidMatrix® Surface Mount Fuses

HI Series, 0603 Size



Features:

- High inrush current withstanding capability
- Ceramic Monolithic structure
- Silver fusing element and silver termination with nickel and tin plating
- Symmetrical design with marking on both sides (optional)
- Operating temperature range: -55°C to +125°C (with de-rating)

Clearing Time Characteristics:

% of Current Rating	Clearing time at 25°C	
	100%	1000%
100%	4 hours min.	
200%	1 second min.	60 seconds max.
1000%	0.0002 seconds min.	0.02 seconds max.

Shape and Dimensions:

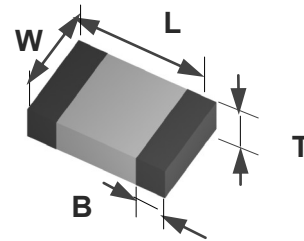
Unit	Inch	mm
L	0.063 ± 0.006	1.60 ± 0.15
W	0.031 ± 0.006	0.80 ± 0.15
T	0.031 ± 0.006	0.80 ± 0.15
B	0.014 ± 0.006	0.36 ± 0.15

Agency Approval:

Recognized Under the Components Program of UL.
File Number: E232989.

Patents:

Patent numbers "US6,034,589", "US6,602,766", "US7,268,661 B2", "ZL00134544.3", "ZL02114719.1", "ZL200410104280.7", "ZL201020551360.8", "ZL201010299185.2", "ZL201220030614.0", "ZL201210020693.1".



Ordering Information:

Part Number	Current Rating (A)	Voltage Rating (VDC)	Interrupting Ratings	Nominal Cold DCR(Ω) ¹	Nominal I ² t (A ² s) ²	Marking (Optional) ³
F0603HI1000V032T	1.0	32	50 A at rated voltage	0.210	0.08	E
F0603HI1500V032T	1.5	32		0.101	0.11	G
F0603HI2000V032T	2.0	32		0.057	0.24	I
F0603HI2500V032T	2.5	32		0.042	0.56	J
F0603HI3000V032T	3.0	32		0.030	0.72	K
F0603HI3500V032T	3.5	32		0.022	1.10	L
F0603HI4000V032T	4.0	32		0.018	2.08	M
F0603HI4500V032T	4.5	32		0.014	2.63	T
F0603HI5000V032T	5.0	32		0.013	3.25	N

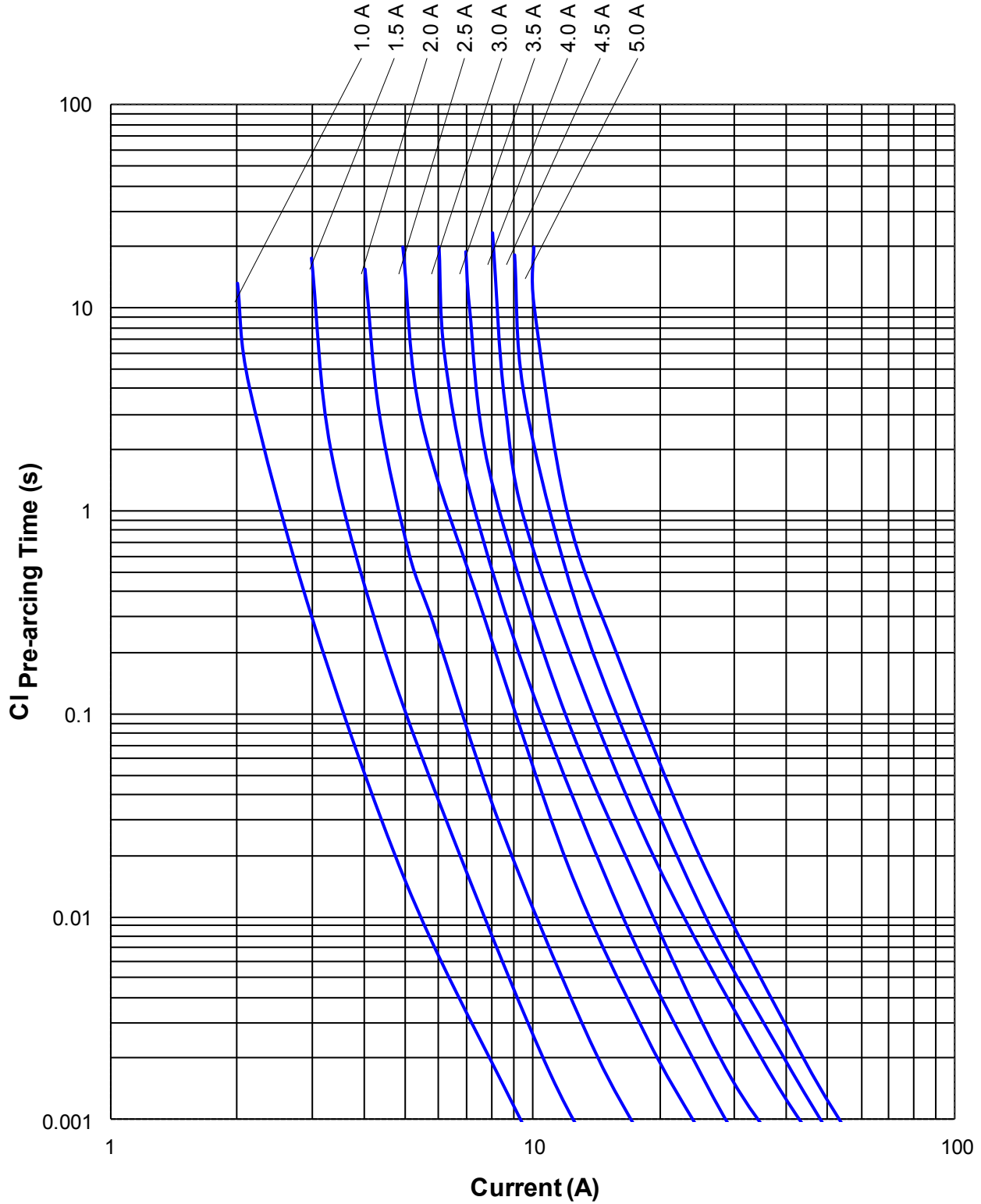
1. Measured at ≤ 10% rated current and 25°C ambient.

2. Melting I²t at 1000% of current rating.

3. Green Marking Character Code.

SolidMatrix[®] Surface Mount Fuses
HI Series, 0603 Size

Average Pre-arcing Time Curves:



SolidMatrix[®] Surface Mount Fuses
HI Series, 0603 Size

Average I²t vs. t Curves:

